

7.9 MASTER PLAN DIAGRAMS WALKER JUNIOR HIGH | OVERVIEW



- Classrooms, CR
- Science Labs, SCI
- Special Education
- Electives
- Computer Lab
- Admin / Faculty
FW - Faculty Work, FL - Faculty Lounge
- Library / MPR
- Food Service
- Physical Education / Athletics
PE - Physical Education, LR - Locker Room
- Support Spaces
S - Storage, T - Toilets, U - Utility, C - Custodial

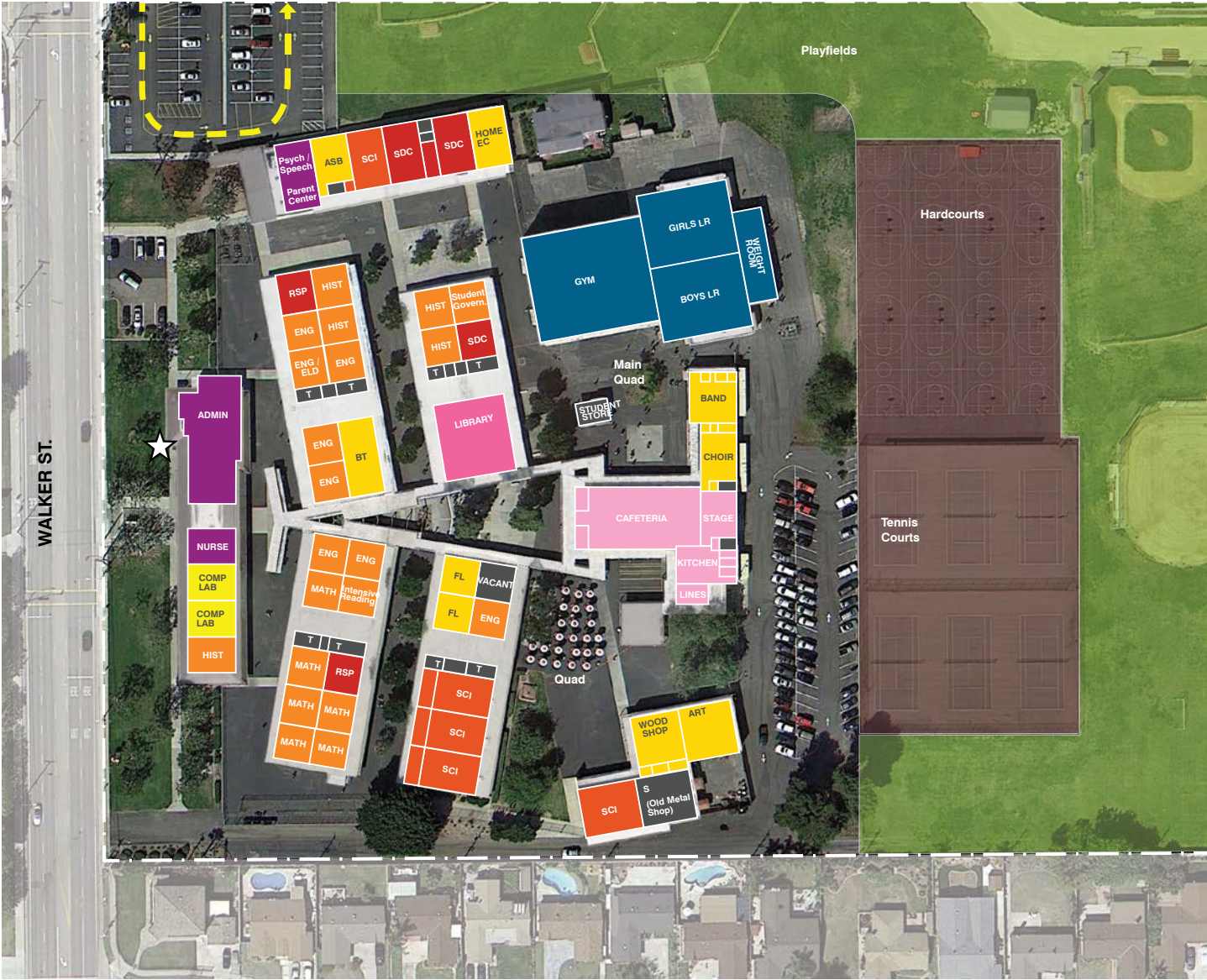
- Hardcourts
- Play Fields
- ☆ Main Entrance
- Drop-off

240 ft
1" = 240'

7.9 MASTER PLAN DIAGRAMS WALKER JUNIOR HIGH | EXISTING

Anaheim Unified High School District began a long range Facilities Master Plan in October 2013. Over the last 7 months, the District has engaged school site staff, teachers, principals, community members, and leadership in the discussion about what the vision of AUHSD's schools should become. This existing site map represents the uses identified in the needs assessment study, completed in February 2014. Additional input was incorporated into the plan based on LPA's site walks and Site Committee meetings in November - December 2014, where there was a review of each schools site committee questionnaire responses and initial planning opportunities were identified.

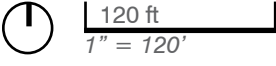
Facilities Master Planning is, by its nature, a broad endeavor. The Facilities Master Plan (FMP) developed is a "living" document and also a strategic planning tool that will identify short-term and long-term facility goals for the District.



- Classrooms, CR
- Science Labs, SCI
- Special Education
- Electives
- Computer Lab
- Admin / Faculty
FW - Faculty Work, FL - Faculty Lounge
- Library / MPR
- Food Service
- Physical Education / Athletics
PE - Physical Education, LR - Locker Room
- Support Spaces
S - Storage, T - Toilets, U - Utility, C - Custodial

- Hardcourts
- Play Fields
- ☆ Main Entrance
- Drop-off

Current Enrollment :	1,319
Teaching Stations	
Classrooms	21
Science Labs	5
Elective	9
Sub Total:	35
Resource Specialist, RSP	2
Special Education	3
Physical Education, PE.	1
Computer Lab	2
Vacant	1
Other	1
Grand Total:	45



7.9

MASTER PLAN DIAGRAMS
WALKER JUNIOR HIGH | PROPOSED OVERALL + CIRCULATION



- Main Entry Point / Circulation
- Drop-Off
- Fire Lane
- Fencing / Landscape Buffer
- Existing Building
- New Construction
- Learning Courts
- Main Quad
- Hardcourts
- Play Fields
- Main Entrance

240 ft
1" = 240'

7.9

MASTER PLAN DIAGRAMS WALKER JUNIOR HIGH | PROPOSED



The improvements shown on this proposed plan represents the optimal vision based on the Educational Specifications developed with the input of the principals, teachers, community members and leadership over the course of the Facilities Master Plan (FMP) project. Implementation of these projects depends upon funding. The projects will most likely be phased in over time.

The master plan is designed to serve as a starting point to plan for future improvements. One of the main goals of this process is to ensure available improvements at all sites. A master plan is the first step in moving forward to improve our facilities district-wide. As funding becomes available, the District will go back to all of the school sites to work through the next phase of construction design details and to develop projects consistent with your teachers, students, parents, and administrators' needs and wants.

Modernization

New Construction

Reconfigure

- Classrooms, CR
- Science Labs, SCI
- Special Education
- Electives
Lab spaces will be determined by program need. They could include PE, STEW, or other elective.
- Computer Lab
- Admin / Faculty
FW - Faculty Work, FL - Faculty Lounge
- Library / MPR
- Food Service
- Physical Ed / Athletics
PE - Physical Education, LR - Locker Room
- Support Spaces
S - Storage, T - Toilets, O - Office
U - Utilities & Building Support, C - Custodial
- Learning Courts
- Main Quad (Site Improvements)
- Hardcourts
- Play Fields
- Main Entrance
- Fire Lane
- Fencing / Landscape Buffer
- Drop - Off

Planning Capacity:	1,200
Recommended Parking:	99
Teaching Stations	
Classrooms	22
Science Labs	6
Elective	10
Sub Total:	38
Resource Specialist Program / Mild - Moderate, RSP/MM	2
Special Education	2
Physical Education, PE.	2
Grand Total:	44

120 ft
1" = 120'

7.9

MASTER PLAN DIAGRAMS WALKER JUNIOR HIGH | PROPOSED-PHASE 1



Modernization
New Construction
Reconfigure

	Classrooms, CR
	Science Labs, SCI
	Special Education
	Electives <small>Lab spaces will be determined by program need. They could include PE, STEW, or other elective.</small> Computer Lab
	Admin / Faculty <small>FW - Faculty Work, FL - Faculty Lounge</small>
	Library / MPR
	Food Service
	Physical Ed / Athletics <small>PE - Physical Education, LR - Locker Room</small>
	Support Spaces <small>S - Storage, T - Toilets, O - Office U - Utilities & Building Support, C - Custodial</small>

Learning Courts

Main Quad
(Site Improvements)

Hardcourts

Play Fields

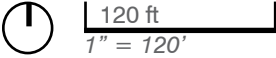
Main Entrance

Fire Lane

Fencing / Landscape Buffer

Drop - Off

- PROPOSED SCOPE OF WORK**
1. Modernization / Reconfiguration at some existing Classrooms and Restrooms.
(*Scope of work and areas of work to be determined)
 2. Upgrades to site utilities
 3. Reconfigure / Modernization of Locker Rooms
 4. New drop-off / parking and fencing
 5. Safety & security improvements including fencing, cameras and locks
 6. Flexible furniture, equipment and technology infrastructure*



7.9

MASTER PLAN DIAGRAMS WALKER JUNIOR HIGH | PROGRAM

**Walker Junior High School
Anaheim Union High School District**

**Walker Junior High School
Anaheim Union High School District**

1200 Student Program

New Construction Statistical Summary

1200 Student Master Plan Capacity (State Loading @ 31.5 Students/Teaching Station = 38 TS)

600 Students/Grade (Grades 7-8)

100 Students/Period = (3.25) Teaching Stations (7 Period Day, 31.5 Students/TS)

Scheduled Spaces:

Academic Department	Class/Lab Capacity	Regular Classrooms	Regular Labs	Student Capacity		Square Footage
				State Loading	AUHSD	
Grade 7	27/31.5	0	-	0	0	0
Grade 8	27/31.5	0	-	0	0	0
Sciences	27/31.5	-	3	81	94.5	4,950
Applied Arts/Technology	27/31.5	-	7	189	220.5	11,900
Visual Arts	27/31.5	-	0	0	0	0
Multi-Purpose/Performing Arts	27/31.5	-	2	54	63	12,230
PE/gym	27/0	2	-	27	0	2,160
Info Commons	27/0	0	-	27	0	1,200
Total: Academic		2	12	378	378	32,440
RSP	13/28	0	-	0	0	0
Special Ed *Reconfiguration	13/15	2	-	26	30	2,980

Total: All Spaces 4 12 404 408 35,420

Support Spaces:

Administration:	4,575
Health:	415
Media Center:	4,000
Student Services:	1,330
Food Service:	6,100
Custodial Support Services:	750
Total Support:	17,170
Subtotal:	52,590
Circulation @ 25%:	17,355
Total Proposed:	69,945

Depart:	Space:	Type:	Area:	Number:	Total Area:	Department by Type		
						Scheduled	Ancillary Non-Scheduled	Support

Sciences

Space	Type	Area	Number	Total Area	Scheduled	Ancillary Non-Scheduled	Support
9 Lab	SC	1,500	3	4,500			
10 Prep Room	ANC	150	3	450			
					4,500	450	0
					4,950		

Applied Arts/Technology

Space	Type	Area	Number	Total Area	Scheduled	Ancillary Non-Scheduled	Support
11 Project Based Lab	SC	1,500	3	4,500			
12 Storage	ANC	100	3	300			
13 Equipment	ANC	100	3	300			
14 STEM (Technology, Graphics, Bus)	SC	1,500	4	6,000			
15 Storage Room	ANC	200	4	800			
					10,500	1,400	0
					11,900		

Multi-Purpose/Performing Arts

Space	Type	Area	Number	Total Area	Scheduled	Ancillary Non-Scheduled	Support
17 Lobby	ANC	500	1	500			
18 Multi-Purpose Room	NS	5,000	1	5,000			
19 Student Store	ANC	200	1	200			
20 Table/Chair/Equipment Storage	ANC	200	3	600			
21 Music Platform/Drama	NS	1,200	1	1,200			
22 Dressing Room/Green Room	ANC	150	2	300			
23 Toilet	ANC	65	2	130			
24 Instrumental Room	SC	1,800	1	1,800			
25 Storage	ANC	200	1	200			
26 Practice Room	ANC	225	2	450			
27 Choral Room	SC	1,200	1	1,200			
28 Wardrobe	ANC	150	1	150			
29 Performing Arts Office	ANC	100	1	100			
30 Restrooms	ANC	200	2	400			
					3,000	9,230	0
					12,230		

Physical Education

Space	Type	Area	Number	Total Area	Scheduled	Ancillary Non-Scheduled	Support
31 Gymnasium	ANC	9,000	0	0			
32 Storage	ANC	200	0	0			
33 Fitness Studio (dance, fitness)	SC	1,200	1	1,200			
34 Fitness/PE Classroom	SC	960	1	960			
35 Boys Locker Room	ANC	1,800	0	0			
36 Girls Locker Room	ANC	1,800	0	0			
37 Coaches Office	ANC	200	0	0			
38 Coaches Locker Room	ANC	150	0	0			
					0	2,160	0
					2,160		

7.9

MASTER PLAN DIAGRAMS WALKER JUNIOR HIGH | PROGRAM

Special Education - LHS, SH, Autism

40	RSP, MM, DHH, VI, OH, O+M	SC	0	0	0	Mainstream/Learning Center			
41	LHS, SH, Autism Classroom	SC	960	2	1,920				
42	Toilets/Hygiene	ANC	270	1	270				
43	Sensory	ANC	250	1	250				
44	Living Skills	ANC	320	1	320				
45	Laundry	ANC	100	1	100				
46	Conference	ANC	120	1	120				
						1,920	1,060	0	
						2,980			

Student Services

Administration

57	Lobby	SP	400	1	400	VP, Admin and Counselor				
58	Reception	SP	75	1	75					
59	Principal	SP	200	1	200					
60	Assistant Principal	SP	150	2	300					
61	Flex Office	SP	150	1	150					
62	Counselor	SP	150	2	300					
63	PBIS Office	SP	150	1	150					
64	Attendance Clerk	SP	150	1	150					
64	Registrar	SP	75	1	75					
65	Clerical	SP	75	3	225					
66	Large Conference	SP	350	1	350					
67	Parent Center	SP	300	1	300					
68	Resource Room	SP	100	1	100					
69	Community Liaison Office	SP	150	1	150					
70	Workroom/Copy/Supply	SP	600	1	600					
71	Staff Lounge	SP	450	1	450					
72	Kitchen	SP	100	1	100					
73	Staff Toilets	SP	200	2	400					
74	Records Storage	SP	100	1	100					
									4,575	

Health

75	Exam/Treatment	SP	350	1	350				
76	Toilet	SP	65	1	65				
								415	
						0			

Learning Center

77	RSP Workstations	SP	80	6	480				
78	Break Out Area	SP	200	1	200				
79	IEP	SP	150	1	150				
80	Records Storage	SP	100	1	100				
81	Speech Office	SP	200	1	200				
82	Psychologist Office	SP	200	1	200				
								1,330	
						0			

Media Center (2SF/Student minimum per CDE)

83	Circulation Desk	SP	100	1	100				
84	Innovation lab	NS	1,200	1	1,200				
85	Library/Media/Student Union	SP	1,600	1	1,600				
86	Collection Display/Stacks	SP	600	1	600				
87	Study Rooms	SP	250	3	750				
88	Workroom	SP	200	1	200				
89	Textbook/Tech Storage	SP	300	1	300				
90	Tech Office	SP	200	1	200				
91	Office/Equipment Storage	SP	100	2	200				
91	Toilet	SP	50	1	50				
								1,200	4,000
						1,200			

Nutrition Services

92	Serving Kitchen/Food Prep	SP	800	1	800				
93	Dry Storage	SP	150	1	150				
94	Ref. Freezer	SP	75	2	150				
95	Serving Line	SP	1,200	1	1,200				
96	Office	SP	75	1	75				
97	Changing Room	SP	50	1	50				
98	Toilet	SP	75	1	75				
99	Lunch Shelter	SP	3,600	1	3,600				
								6,100	
						0			

Custodial Support Services

100	Head Custodian	SP	100	1	100				
101	Supply Storage	SP	200	1	200				
102	Grounds Storage	SP	200	1	200				
103	Custodial Closets	SP	50	5	250				
								750	
						0			

Total: 19,920 15,500 17,170

Total Assignable Square Footage: 35,420 52,590

NOTE:

- SC Scheduled Teaching Station, Classroom or Lab.
- AC Ancillary Space, Square Footage totaled as part of Department Areas.
- SP Support Spaces
- NS Non-Scheduled Teaching Station

7.9

**MASTER PLAN DIAGRAMS
WALKER JUNIOR HIGH | PROJECT COST SUMMARY**

SCOPE OF WORK CATEGORIES	TOTAL	PROPOSED PHASE 1
1. Modernize & Reconfigure Existing Classroom & Lab Buildings	\$3,501,000	\$3,501,000
2. Existing Building Systems & Toilets	\$2,197,000	\$1,500,000
3. Site Utilities	\$4,231,000	\$3,000,000
4. New Construction Classrooms	\$0	\$0
5. Design Lab, Science, and Career Tech Education	\$11,219,000	\$0
6. Performing Arts Improvements	\$2,518,000	\$0
7. Multipurpose / Food Service Improvements	\$8,628,000	\$0
8. Physical Education Improvements	\$4,860,000	\$1,800,000
9. Administration & Staff Support	\$3,064,000	\$0
10. Student Collaboration & Student Support Services	\$3,115,000	\$0
11. Safety & Security	\$3,467,000	\$2,500,000
12. Outdoor Learning Quads	\$818,000	\$0
13. Exterior Play Fields & Hardcourts	\$1,752,000	\$0
14. 21st Century Learning Classroom Flexibility	\$1,100,000	\$550,000
15. Technology Infrastructure	\$605,000	\$302,500
Total Construction / Project Cost (2014\$)	\$51,075,000	\$13,153,500